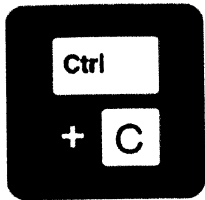


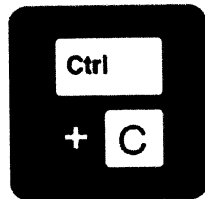
COMMON FORMS OF PLAGIARISM

Plagiarism: Passing off another person's ideas as your own.



#1. CLONE

Submitting another's work, word-for-word, as one's own



#2. CTRL-C

Contains significant portions of text from a single source without alterations




#3. FIND - REPLACE

Changing key words and phrases but retaining the essential content of the source




#4. REMIX

Paraphrases from multiple sources, made to fit together



#5. RECYCLE

Borrows generously from the writer's previous work without citation



#6. HYBRID

Combines perfectly cited sources with copied passages without citation



#7. MASHUP

Mixes copied material from multiple sources



#8. 404 ERROR

Includes citations to non-existent or inaccurate information about sources



#9. AGGREGATOR

Includes proper citation to sources but the paper contains almost no original work



#10. RE-TWEET

Includes proper citation, but relies too closely on the text's original wording and/or structure



Plagiarism: What It is and How to Recognize & Avoid It

What is Plagiarism and Why is it Important?

In college courses, we are continually engaged with other people's ideas: we read them in texts, hear them in lecture, discuss them in class, and incorporate them into our own writing. As a result, it is very important that we give credit where it is due. Plagiarism is using others' ideas and words without clearly acknowledging the source of that information.

How Can Students Avoid Plagiarism?

To avoid plagiarism, you must give credit whenever you use

- another person's idea, opinion, or theory;
- any facts, statistics, graphs, drawings—any pieces of information—that are not common knowledge;
- quotations of another person's actual spoken or written words; or
- paraphrase of another person's spoken or written words.

These guidelines are taken from the Code of Student Rights, Responsibilities, and Conduct.

Terms to Know

1. Common Knowledge: Facts that can be found in numerous places and are likely to be known by a lot of people.

Example: John F. Kennedy was elected President of the United States in 1960.
(This is generally known information. You do not need to document this fact.)

However, you must document facts that are not generally known and ideas that interpret facts.

Example: According to the American Family Leave Coalition's new book, *Family Issues and Congress*, President Bush's relationship with Congress has hindered family leave legislation (6).

The idea that "Bush's relationship with Congress has hindered family leave legislation" is not a fact but an *interpretation*; consequently, you need to cite your source.

2. Quotation: using someone's words. When you quote, place the passage you are using in quotation marks, and document the source according to a standard documentation style.

Example: According to Peter S. Pritchard in *USA Today*, "Public schools need reform but they're irreplaceable in teaching all the nation's young" (14).

3. Paraphrase: using someone's ideas, but putting them in your own words. This is probably the skill you will use most when incorporating sources into your writing. Although you use your own words to paraphrase, you must still acknowledge the source of the information.

How to Recognize Unacceptable and Acceptable Paraphrases

ORIGINAL TEXT (from page 1 of *Lizzie Borden: A Case Book of Family and Crime in the 1890s* by Joyce Williams et al.):

The rise of industry, the growth of cities, and the expansion of the population were the three great developments of late nineteenth century American history. As new, larger, steam-powered factories became a feature of the American landscape in the East, they transformed farm hands into industrial laborers, and provided jobs for a rising tide of immigrants. With industry came urbanization the growth of large cities (like Fall River, Massachusetts, where the Borden family lived) which became the centers of production as well as of commerce and trade.

PLAGIARIZED PARAPHRASE

The increase of industry, the growth of cities, and the explosion of the population were three large factors of nineteenth century America. As steam-driven companies became more visible in the eastern part of the country, they changed farm hands into factory workers and provided jobs for the large wave of immigrants. With industry came the growth of large cities like Fall River where the Borden family lived which turned into centers of commerce and trade as well as production.

What makes this passage plagiarism?

The preceding passage is considered plagiarism for two reasons:

- 1) the writer has only changed around a few words and phrases, or changed the order of the original's sentences.
- 2) the writer has failed to cite a source for any of the ideas or facts.

If you do either or both of these things, you are plagiarizing.

NOTE: This paragraph is also problematic because it changes the sense of several sentences (for example, "steam-driven companies" in sentence two misses the original's emphasis on factories).

ACCEPTABLE PARAPHRASE #1

Fall River, where the Borden family lived, was typical of northeastern industrial cities of the nineteenth century. Steam-powered production had shifted labor from agriculture to manufacturing, and as immigrants arrived in the US, they found work in these new factories. As a result, populations grew, and large urban areas arose. Fall River was one of these manufacturing and commercial centers (Williams 1).

What makes this passage acceptable?

This is acceptable paraphrasing because the writer:

- 1) accurately relays the information in the original uses her own words
- 2) lets her reader know the source of her information.

ACCEPTABLE PARAPHRASE #2

Fall River, where the Borden family lived, was typical of northeastern industrial cities of the nineteenth century. As steam-powered production shifted labor from agriculture to manufacturing, the demand for workers "transformed farm hands into industrial laborers," and created jobs for immigrants. In turn, growing populations increased the size of urban areas. Fall River was one of these hubs "which became the centers of production as well as of commerce and trade" (Williams 1).

What makes this passage acceptable?

This is acceptable paraphrasing because the writer:

- 1) records the information in the original passage accurately.
- 2) gives credit for the ideas in this passage.
- 3) indicates which part is taken directly from her source by putting the passage in quotation marks and citing the page number.

If the writer had used these phrases or sentences without putting quotation marks around them, she would be **PLAGIARIZING**. Using another person's phrases or sentences without putting quotation marks around them is plagiarism

Plagiarism and the World Wide Web

The World Wide Web has become a more popular source of information for student papers, and many questions have arisen about how to avoid plagiarizing these sources. In most cases, the same rules apply as to a printed source: when a writer must refer to ideas or quote from a WWW site, she must cite that source.

If a writer wants to use visual information from a WWW site, many of the same rules apply. Copying visual information or graphics from a WWW site (or from a printed source) is very similar to quoting information, and the source of the visual information or graphic must be cited. These rules also apply to other uses of textual or visual information from WWW sites; for example, if a student is constructing a web page as a class project, and copies graphics or visual information from other sites, she must also provide information about the source of this information. In this case, it might be a good idea to obtain permission from the WWW site's owner before using the graphics.

Strategies for Avoiding Plagiarism

1. Put in **quotations** everything that comes directly from the text especially when taking notes.
2. **Paraphrase**, but be sure you are not just rearranging or replacing a few words.

Instead, read over what you want to paraphrase carefully; cover up the text with your hand, or close the text so you can't see any of it (and so aren't tempted to use the text as a "guide"). Write out the idea in your own words without peeking.

3. **Check your paraphrase** against the original text to be sure you have not accidentally used the same phrases or words, and that the information is accurate.

Produced by Writing Tutorial Services, Indiana University, Bloomington, IN (Adapted by D. Munther)



*Writing Tutorial Services
Center for Innovative Teaching and Learning
Wells Library Information Commons, 1320 E. Tenth St., Bloomington, IN 47405*

Phone: (812) 855-6738
Last updated: 27 April 2004
Copyright 2011, the Trustees of Indiana University
<http://www.indiana.edu/~wts/pamphlets/plagiarism.shtml#plagiarized>